



WLPM-900 Series

Modular Panel PC 15"/17"/19"/22"/24"



Features

- Intel® Coffee Lake-S Core™ Processors
- Modular Panel Size from 15"/17"/19"/22"/24"
- Front IP66 Waterproof and Dustproof, Panel Mount
- Fanless with Smart Thermal Control
- Full Flat Design with Resistive or P-cap Touch
- CE, FCC, VCCI Class B Certified
- Optional Expansion Slot PCIe x16
- Optional AI Vision Accelerator Card Ready

Brief Introduction

The Modular Panel PC WLPM-900 Series with CE/FCC/VCCI class B certified are designed to suit industrial modular solutions. Featuring in flexible panel modular which is combined WLP box PC with panel size ranging from 15" to 24" to be easily installed, lower overall maintenance fee and scalable capability. Designed with front IP66 waterproof and dustproof make it convenient for factory operations easy to clean. Built with high performance computing power and wide operation temp. with customization capability, WLPM-900 series could fully provide best performance for industrial automation, factory control, surveillance, smart kiosk, military, communication centers and versatile applications..

Specification

Main System

- ◆ **CPU** Intel® 9th Gen Coffee Lake-S Core™ Core i7/i5/i3 Processors, 2.2~3.6 GHz, 35 W (w/Q370 Chipset)
- ◆ **Graphic** Intel® UHD Graphics 630
- ◆ **Memory** Two 2666 MHz DDR4 SODIMM socket support dual Channel, non-ECC, up to 32GB
- ◆ **OS Support** Win 10

I/O Ports

- ◆ **USB** USB 3.1 x 4
- ◆ **COM** RS232 x 2, RS232/RS422/RS485 x 1
- ◆ **LAN** RJ-45 x 2
- ◆ **Audio / Video** Line-out, and Mic-in / DP1.2 x 3

Environment & Mechanical

- ◆ **Temperature** Operation: 19V DC Input 0~50°C
Storage: -20~65°C
- ◆ **Humidity** 10%~90%, non-condensing
- ◆ **Front Panel IP** IP66 Front
- ◆ **Impact Protection** IK05
- ◆ **Housing** Front Bezel: Aluminum / Others: SECC
- ◆ **Mounting** Panel mount, VESA (75x75)

Storage & Expansion

- ◆ **Storage** 1 x 2.5" SATA HDD
1 x M.2 M.Key 2280 PCIe x4 for NVMe SSD
- ◆ **Expansion** 1 x M.2 Key E 2230 w/ PCIe x1, USB2.0 and CNVI for Wireless
1 x mini-PCIe for Full/Half w/ PCIe x1 and USB2.0
1 x PCIe x16 (30W max.)

Power

- ◆ **Power Input** DC19~28V
- ◆ **Power Adapter** 150W (PSU with PSE)

Certification

- ◆ **CE, FCC, VCCI Class B**

Display Panel Modules

Display Module Model Name	WLPMD-15	WLPMD-17	WLPMD-19	WLPMD-22	WLPMD-24	
LCD Panel	Size / Aspect Ratio	15", 4:3	17", 4:3	19", 5:4	21.5", 16:9	23.8", 16:9
	Resolution	1024 x 768 (XGA)	1280 x 1024 (SXGA)	1280 x 1024 (SXGA)	1920 x 1080 (FHD)	1920 x 1080 (FHD)
	Max. Color	16.2M	16.2M	16.7M	16.7M	16.7M
	View Angle (H/V)	160 / 160	170 / 160	170 / 160	170 / 160	178 / 178
	Brightness (cd/m2)	450	350	350	250	250
	Contrast Ratio	800 : 1	1000:1	1000:1	1000 :1	3000 : 1
Touch Panel	Type	Full Flat Resistive / Optional P-Cap				P-Cap
	Light Transmission	80±5% / P-Cap: >=86%	80±5% / P-Cap: 90±3%	80±5% / P-Cap: 90±3%	80±5% / P-Cap: >=86%	>=85%
	Hardness / Life Time	3H/35M P-Cap: 7H/100M	3H/36M P-Cap: 7H/100M	3H/35M P-Cap: 7H/100M	3H/35M P-Cap: 7H/100M	7H/100M

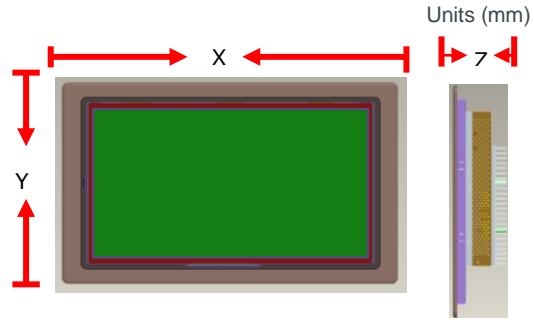


WLPM-900 Series

Modular Panel PC 15"/17"/19"/22"/24"

Dimensions

Units (mm)	System Dimension		
	X	Y	Z
15" XGA	398	330	123.9
17" SXGA	TBD	TBD	TBD
19" SXGA	TBD	TBD	TBD
22" FHD	584.3	364.6	121.4
24" FHD	621	381	123.9



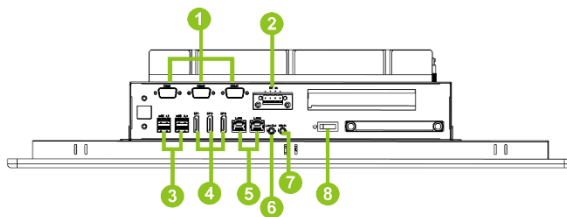
Major Options

Add On Parts	Options
	1. Wireless and BT kit (2 ant)
	2. Projected Capacitive Touch screen
	3. Stainless Front Bezel
	4. Silver front bezel
	5. TPM 2.0
	6. Chassis Type Housing
	7. Open Frame Housing
	8. M.2 NVMe SSD
	9. Cable Tie Bracket
	10. mPCIe AI Core X (VPU *1, Intel Movidius Myriad x 2485)
	11. USB 2.0 X 2
	12. PCIe Riser Card (X16)
	13. 2nd HDD for RAID 0,1

Order Information

Item	Touch	Description
WLPM-915-MBKFT	Full Flat Resis. touch	15" Core i5-9500TE / DDR4 4G RAM/ 500G HDD/ Fanless
WLPM-915-MBKPT	Full Flat P-cap. touch	15" Core i5-9500TE / DDR4 4G RAM/ 500G HDD/ Fanless
WLPM-922-MBKFT	Full Flat Resis. touch	21.5" Core i5-9500TE / DDR4 4G RAM/ 500G HDD/ Fanless
WLPM-922-MBKPT	Full Flat P-cap. touch	21.5" Core i5-9500TE / DDR4 4G RAM/ 500G HDD/ Fanless

WLPM-922 I/O Ports




- 1 COM x 3
- 2 DC-in
- 3 USB3.1 x 4
- 4 DP x 3
- 5 LAN x 2
- 6 Line-out
- 7 Micro-in
- 8 On / Off

Min. Ventilation Grille



Avoide Dust for Long Time Usage

Accessible 2.5" HDD/SSD bay



Easy to Replace and Get to the 2.5" Storage